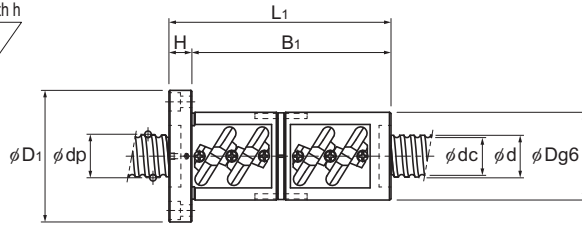
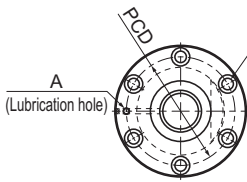


BNFN-V Small/Medium With Preload

DN value	Small	100,000
	Medium	130,000

6- ϕd_1 through hole, ϕd_2 counter bore depth h

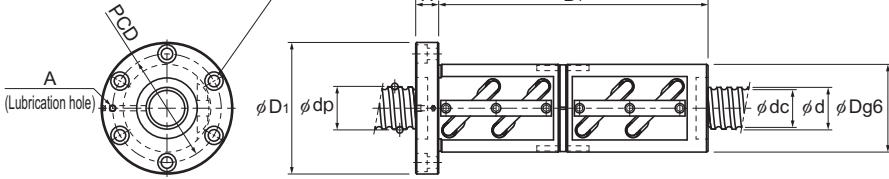


Small BNFN1605V/2805V/2806V/3205V

Model No.	Screw shaft outer diameter d	Lead Ph	Ball center-to-center diameter dp	Thread minor diameter dc	No. of loaded circuits Rows X turns	Basic load rating		Rigidity K N/ μ m
						Ca kN	C _{0a} kN	
BNFN 1605V-5	16	5	16.75	13.2	2 X 2.5	13.5	27.9	640
BNFN 2805V-7.5	28	5	28.75	25.2	3 X 2.5	24.8	73.8	1,470
BNFN 2806V-7.5	28	6	28.75	25.2	3 X 2.5	24.8	73.8	1,470
BNFN 3205V-7.5	32	5	32.75	29.2	3 X 2.5	26.2	84.4	1,640

Model No.	Screw shaft outer diameter d	Lead Ph	Ball center-to-center diameter dp	Thread minor diameter dc	No. of loaded circuits Rows X turns	Basic load rating		Rigidity K N/ μ m
						Ca kN	C _{0a} kN	
BNFN 2810V-2.5	28	10	29.75	22.4	1 X 2.5	24.3	49	560
BNFN 3610V-7.5	36	10	37.75	30.5	3 X 2.5	71	189.8	1,990
BNFN 3616V-5	36	16	38	30.1	2 X 2.5	58.3	142.9	1,380
BNFN 4016V-5	40	16	42	34.1	2 X 2.5	61.5	158.8	1,500
BNFN 4510V-7.5	45	10	46.75	39.5	3 X 2.5	78.8	237.8	2,370
BNFN 5010V-7.5	50	10	51.75	44.4	3 X 2.5	82.5	264.4	2,580

6- ϕd_1 through hole, ϕd_2 counter bore depth h



Medium BNFN2810V/3610V/3616V/4016V/4510V/5010V

Unit: mm

	Nut dimensions								Screw shaft inertial moment/mm kg·m ² /mm	Nut mass kg	Shaft mass kg/m	Permissible rotational speed min ⁻¹
	Outer diameter D	Flange diameter D ₁	Overall length L ₁	H	B ₁	PCD	d ₁ ×d ₂ ×h	Lubrication hole A				
	D	D ₁	L ₁	H	B ₁	PCD	d ₁ ×d ₂ ×h	A				
	40	60	106	10	96	50	4.5×8×4.5	M6	5.05×10 ⁻⁸	0.88	1.37	5,000
	55	85	134	12	122	69	6.6×11×6.5	M6	4.74×10 ⁻⁷	1.88	4.45	3,470
	55	85	158	12	149	69	6.6×11×6.5	M6	4.74×10 ⁻⁷	2.16	4.52	3,470
	58	85	136	12	124	71	6.6×11×6.5	M6	8.08×10 ⁻⁷	1.93	5.89	3,050
	Nut dimensions								Screw shaft inertial moment/mm kg·m ² /mm	Nut mass kg	Shaft mass kg/m	Permissible rotational speed min ⁻¹
	Outer diameter D	Flange diameter D ₁	Overall length L ₁	H	B ₁	PCD	d ₁ ×d ₂ ×h	Lubrication hole A				
	D	D ₁	L ₁	H	B ₁	PCD	d ₁ ×d ₂ ×h	A				
	65	106	146	18	128	85	11×17.5×11	M6	4.74×10 ⁻⁷	3.41	4.15	4,360
	75	120	261	18	243	98	11×17.5×11	M6	1.29×10 ⁻⁷	6.93	7.1	3,440
	78	123	268	18	250	100	11×17.5×11	M6	1.29×10 ⁻⁷	7.8	7.99	3,420
	84	126	280	22	258	104	11×17.5×11	M6	1.97×10 ⁻⁸	9.27	9.09	3,090
	88	132	261	18	243	110	11×17.5×11	Rc1/8 (PT1/8)	3.16×10 ⁻⁸	8.92	11.36	2,780
	93	135	253	18	235	113	11×17.5×11		4.82×10 ⁻⁸	9.19	14.16	2,510

Note: The overall length of the nut will increase when equipping the QZ Lubricator. See **A15-366** for further details.