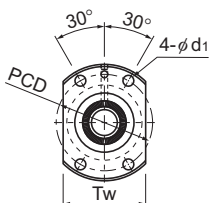
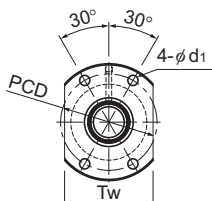


BTK-V No Preload

DN value	100,000
----------	---------



BTK1006V/1208V



BTK1404V to 5016V

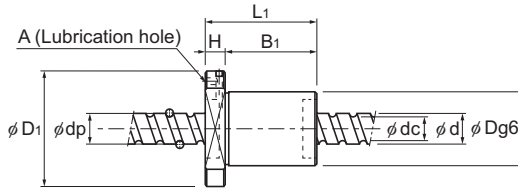
Model No.	Screw shaft outer diameter d	Lead Ph	Ball center-to-center diameter dp	Thread minor diameter dc	No. of loaded circuits Rows X turns	Basic load rating		Rigidity K	Outer diameter D	Flange diameter D ₁	Overall length	
						C _a kN	C _{0a} kN				L ₁	H
BTK 1006V-2.6	10	6	10.5	7.8	1×2.65	2.8	4.9	88	26	42	36	8
BTK 1208V-2.6	12	8	12.65	9.7	1×2.65	3.8	6.8	108	29	45	44	8
BTK 1404V-3.6	14	4	14.4	11.5	1×3.65	5.5	11.5	150	31	50	40	10
BTK 1405V-2.6	14	5	14.5	11.2	1×2.65	5	11.4	116	32	50	40	10
BTK 1605V-2.6	16	5	16.75	13.5	1×2.65	5.4	13.3	130	34	54	40	10
BTK 1808V-3.6	18	8	19.3	14.4	1×3.65	13.1	31	210	50	80	61	12
BTK 2005V-2.6	20	5	20.5	17.2	1×2.65	6	16.5	150	40	60	40	10
BTK 2010V-2.6	20	10	21.25	16.4	1×2.65	10.6	25.1	160	52	82	61	12
BTK 2505V-2.6	25	5	25.5	22.2	1×2.65	6.7	20.8	180	43	67	40	10
BTK 2510V-5.3	25	10	26.8	20.2	2×2.65	31.2	83.7	400	60	96	98	15
BTK 2806V-2.6	28	6	28.5	25.2	1×2.65	7	23.4	200	50	80	47	12
BTK 2806V-5.3	28	6	28.5	25.2	2×2.65	12.8	46.8	390	50	80	65	12
BTK 3210V-2.6	32	10	33.75	27.2	1×2.65	19.8	53.8	250	67	103	68	15
BTK 3210V-5.3	32	10	33.75	27.2	2×2.65	36	107.5	490	67	103	98	15
BTK 3610V-2.6	36	10	37	30.5	1×2.65	20.8	59.8	270	70	110	70	17
BTK 3610V-5.3	36	10	37	30.5	2×2.65	37.8	118.7	530	70	110	100	17
BTK 4010V-5.3	40	10	41.75	35.2	2×2.65	40.3	134.9	590	76	116	100	17
BTK 4512V-5.3	45	12	46.5	39.2	2×2.65	49.5	169	650	82	128	118	20
BTK 5016V-5.3	50	16	52.7	42.9	2×2.65	93.8	315.2	930	102	162	145	25

Model number coding

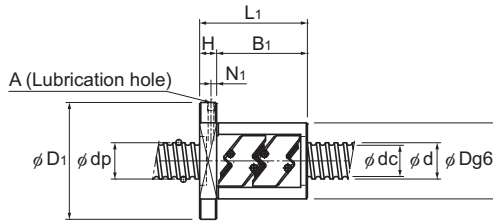
BTK1405V-2.6 ZZ +500L C7 T H1K

Model No.	Contamination protection accessory symbol ¹	Overall screw shaft length (in mm)	Symbol for rolled shaft	Accuracy symbol ²	Recommended shaft ends shape code
-----------	--------------------------------------------------------	------------------------------------	-------------------------	------------------------------	-----------------------------------

¹ See **A15-356**. ² See **A15-12**.



BTK1006V/1208V



BTK1404V to 5016V

Unit: mm

Nut dimensions						Axial clearance	Standard shaft length	Screw shaft inertial moment/ mm ²	Nut mass kg	Shaft mass kg/m	Permissible rotational speed min ⁻¹
B ₁	PCD	d ₁	T _w	Lubrication hole							
				N ₁	A		kg·m ² /mm				
28	34	4.5	29	—	3	0.05	200, 300, 500, 1,000	7.71×10^{-9}	0.12	0.48	5,000
36	37	4.5	32	—	3	0.05	200, 300, 500, 1,000	1.60×10^{-8}	0.18	0.72	5,000
30	40	4.5	37	5	M6	0.1	500, 1,000	2.96×10^{-8}	0.23	1	5,000
30	40	4.5	38	5	M6	0.1	500, 1,000	2.96×10^{-8}	0.22	0.99	5,000
30	44	4.5	40	5	M6	0.1	500, 1,000, 1,500	5.05×10^{-8}	0.24	1.34	5,000
49	65	6.6	60	5	M6	0.1	500, 1,000, 1,500	8.09×10^{-8}	0.84	1.71	5,000
30	50	4.5	46	5	M6	0.1	500, 1,000, 1,500, 2,000	1.23×10^{-7}	0.32	2.15	4,870
49	67	6.6	64	5	M6	0.1	500, 1,000, 1,500, 2,000	1.23×10^{-7}	0.93	2.16	4,700
30	55	5.5	50	5	M6	0.1	500, 1,000, 1,500, 2,000	3.01×10^{-7}	0.34	3.45	3,920
83	78	9	72	5	M6	0.1	500, 1,000, 1,500, 2,000	3.01×10^{-7}	1.83	3.26	3,730
35	65	6.6	60	6	M6	0.1	500, 1,000, 2,000, 2,500	4.74×10^{-7}	0.59	4.44	3,500
53	65	6.6	60	6	M6	0.1	500, 1,000, 2,000, 2,500	4.74×10^{-7}	0.75	4.44	3,500
53	85	9	78	5	M6	0.14	500, 1,000, 1,500, 2,000, 2,500, 3,000	8.08×10^{-7}	1.56	5.49	2,960
83	85	9	78	5	M6	0.14	500, 1,000, 1,500, 2,000, 2,500, 3,000	8.08×10^{-7}	2.1	5.49	2,960
53	90	11	82	7	M6	0.17	500, 1,000, 2,000, 2,500, 3,000	1.29×10^{-6}	1.78	6.91	2,700
83	90	11	82	7	M6	0.17	500, 1,000, 2,000, 2,500, 3,000	1.29×10^{-6}	2.35	6.91	2,700
83	96	11	88	7	M6	0.17	1,000, 1,500, 2,000, 2,500, 3,000, 3,500	1.97×10^{-6}	2.6	8.81	2,390
98	104	14	94	8	M6	0.17	1,000, 1,500, 2,000, 3,000, 3,500, 4,000	3.16×10^{-6}	3.48	11.08	2,150
120	132	18	104	12.5	Rc1/8 (PT1/8)	0.2	1,000, 1,500, 2,000, 3,000, 3,500, 4,000	4.82×10^{-6}	6.52	13.66	1,890

Note: The overall length of the nut will increase when equipping the QZ Lubricator. See **A15-366** for further details.